

# Wrap & Turn markers

## TECHNICAL DATA SHEET

Revision Number. 1  
Last Edited 26. apr. 2021



In-door Wrap & Turn is a self-laminating cable and wire marker identification solution which can move and rotate on a wire or cable after installation allowing to see the printed info from any angle. Save time and material cutting the cable into length first and reposition the label along the cable after termination. Extremely quick and easy to print and apply and gives the printed label protection with the clear over laminating on-site. A special feature is the extra perforation in-built to cut of the length of the marker if required for smaller cables. Saves inventory not having many sizes to carry and leaves the final marker without residue from hands.

- \*Available in three sizes.
- \*Other sizes and colours can be produced to RAL and Pantone on request.

The Wrap & Turn are printed using thermal transfer printing technology and designed for many applications where ID of cables and wires are required.

Printing is quicker, more efficient and cost effective, while the results are durable and long lasting identification solution combined with the unique feature of rotating the label after termination.

Identify : Patch Cables, Fibre Optic Cables, standard cables and wires, and many more applications

### Key Features

- \* High scratch and rub resistance
- \* Excellent Thermal Transfer printability
- \* Labels can easily be repositioned and rotate for visibility from any angle
- \* Install labels without disconnection for increased productivity and cost savings
- \* Professional look with sharp and crisp durable legends
- \* Ideal in constrained spaces and cable installations
- \* Enhanced resistance to chemicals
- \* Extra perforation in-built for less mounting time on smaller diameter cables

## Industry



Industry



Marine



Wind power



Commercial



Aerospace



Construction



Railway



Military



Electrical installations



Petrochemical



Telecom

### STANDARD COLORS



### COLORS ON REQUEST



### MATERIAL

Top-coated thermal transfer printable polyester film with a radiation cured UV acrylic adhesive. Backed with a glassine release liner.

### ADHESIVE

Radiation Cured UV Acrylic adhesive. See Environmental usage.. 8 years.  
Application Temperature Min. 5°C (41°F)

### SERVICE TEMPERATURE RANGE

-20°C to 130°C (-20°F to 266°F)  
Short term 1 hour 170°C (338°F)

### RECOMMENDED RIBBON

FTI-Y - FTI-M black

### SMUDGE & SCRATCH RESISTANCE

Good Smear Resistance

### RESISTANCE TO SOLVENTS

Excellent - Test report available

### REACH - ROHS COMPLIANT

Yes

### APPLICABLE PRINTERS

Thermo Transfer Printers

### HALOGEN FREE

Yes

### FLAMMABILITY ASTM D1000

Average burntime less than 10 seconds -Self-extinguising

### STORAGE

From date of manufacture 2 years.  
Cool and dry in original packaging.  
Recommended temperature.70-75°F - 21-25°C - 40-50% RH - Relative Humidity defined by FINAT

### APPLICATIONS

Developed to be used in normal Industry, Wind Power, Commercial, Construction, Electrical, Telecom and industrial signs etc.

## ENVIRONMENTAL INFO

PROPERTIES	TEST METHOD	TYPICAL VALUE
The clear polyester film is ideal for extended life indoor and outdoor applications. PET polyester film provides UV light resistance and long term aging resistance	The durability is based on European exposure conditions. Actual performance life will depend on substrate preparation, exposure conditions and maintenance of the marking	A durability of 8 years (vertical exposure) values used at Swisscom in Switzerland No visual effect. Good contrast and visibility

SPECIAL PROPERTIES POLYESTER FILM	TEST METHOD	TYPICAL VALUE
The polyester film meets the requirements as stated in ASTM D1000 - Selfextinguising	ASTM D1000	Pass. Less buring time than 10 seconds

SPECIAL PROPERTIES POLYESTER FILM	TEST METHOD	TYPICAL VALUE
The clear polyester film are resistant to most aliphatic solvents, mineral oils, fats and fuels- Short exposure times for ketones and esters do not result in any chnges	Internal Testing	See test result test report. Table 1.

# General Values for thermal transfer PP Film.

## THERMAL TRANSFER CLEAR PRINTABLE FILM

PROPERTIES	TEST METHOD	TYPICAL VALUE
Substance -	DIN 536	32 g / m <sup>2</sup>
Facestock thickness -	DIN 534	Aprox 23 micron ± 10%

## FILM THERMAL PROPERTIES

PROPERTIES	TEST METHOD	TYPICAL VALUE
Service Temperature Range -	.....	-20°C - 130°C (-20°F to 266°F)
Short Term Temperature 1 hour -	.....	170°C (338°F)

## ADHESIVE PHYSICAL - Good resistance to chemicals and solvents

PROPERTIES	TEST METHOD	TYPICAL VALUE
High initial tack	FTM 1 Glass	12 N/N25mm (OZ/INCH)
Peel Adhesion 90°C	FTM 1 24hr	23N/25mm
Adhesive Type	Solvent Acrylic	
Adhesive Weight	FTM 12	25 g/m <sup>2</sup>

## LINER DATA ----

PROPERTIES	COLOUR	TYPICAL VALUE
Supercalendered Kraftliner paper thickness	White	approx. 65 micron thickness ISO 536
Basis Weight		80 g / M <sup>2</sup> ISO 534

## APPENDIX 1 - PERFORMANCE DATA CLEAR POLYESTER

**Note: the following technical data should be considered representative or typical only and should not be used for specification purposes.**

Peel Adhesion:

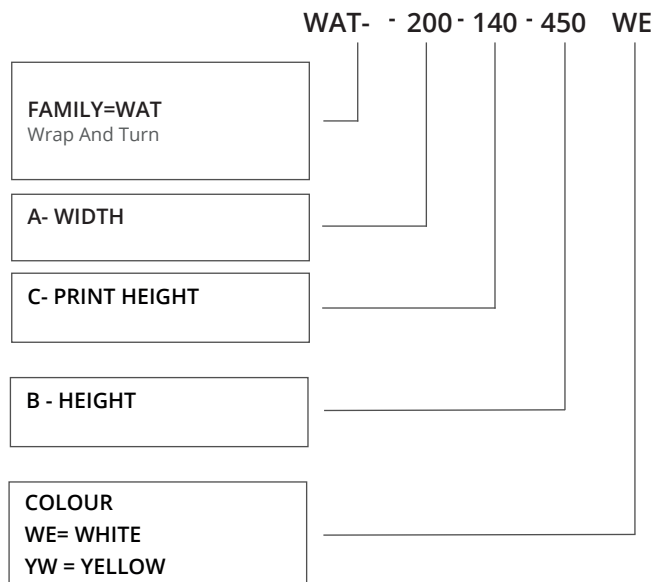
FTM1: 180°, 300 mm/min, dwell time: 24 hours

SURFACE	N/25MM (OZ/INCH)
Glass	12,0






## Ordering Info - Part Number Example

**PART NUMBER EXAMPLES** - Wrap and Turn 20x14x45mm clear polyester

### Product code



## Colors RAL - Pantone

Color Name	RAL	Pantone
Sulphur Yellow 	1016	604
Pure Red 	3028	185c
Sky Blue 	5015	3015
Pure Green 	6037	355c
Signal White 	9003	705

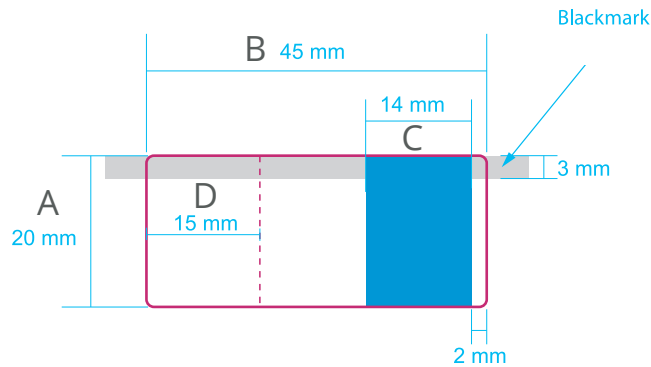
# Drawing info Size 20x14x45mm

**CABLE DIAMETER FROM - Ø 4,45MM**

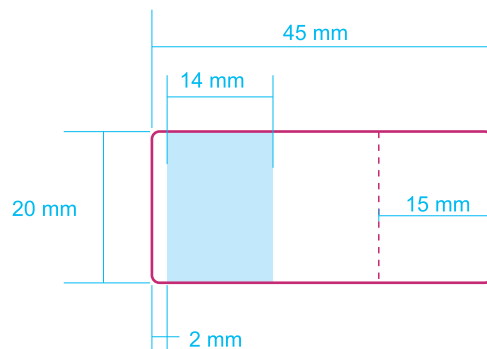
**USAGE: FIBER OPTIC CABLES**

Product Code	Applicative Wire Diameter mm	Markers Across	Width A mm	Height B mm	Printable Height C mm	Tear Off Length D mm	PCS / Roll
WAT-200-140-450-xx	4,45	1	20	45	14	15	2500

## FRONT



## BACK



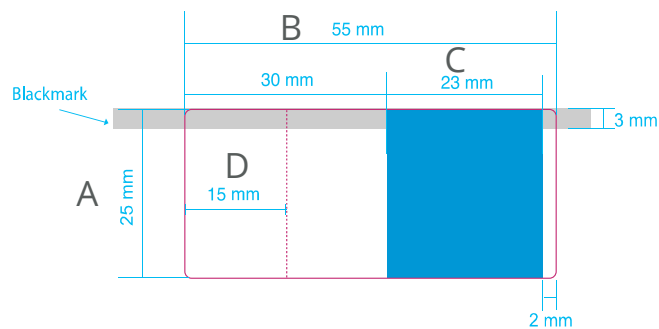
# Drawing info Size 25x23x55mm

**MAX CABLE DIAMETER FROM - Ø 7,3MM**

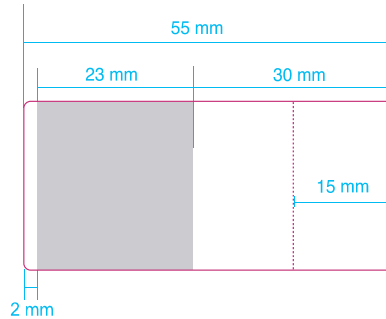
**USAGE: PATCH CABLES**

Product Code	Applicative Wire Diameter mm	Markers Across	Width A mm	Height B mm	Printable Height C mm	Tear Off Length D mm	PCS / Roll
WAT-250-230-550-xx	7,30	1	25	55	23	15	2500

## FRONT



## BACK



# Drawing info Size 25x28x75mm

**CABLE DIAMETER FROM - Ø 8,90MM**

**USAGE: OTHER STANDARD CABLES**

Product Code	Applicative Wire Diameter mm	Markers Across	Width A mm	Height B mm	Printable Height C mm	Tear Off Length D mm	PCS / Roll
WAT-250-280-750-xx	8,90	1	25	75	28	20	2500

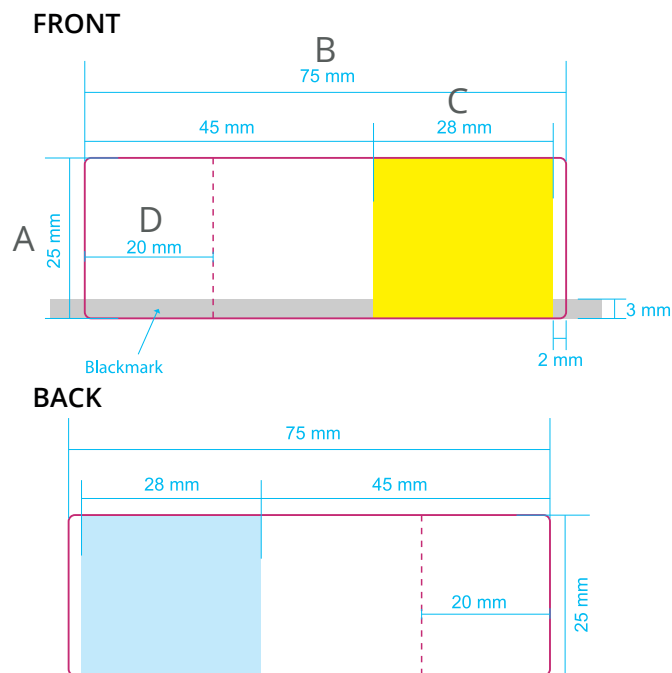


Table 1. Immersion test report results

Chemical Reagent	Visual Observation		
	Substrate / Adhesive	Thermal Transfer Printed Legend / Ribbon FTI-Y	Thermal Transfer Printed Legend / Ribbon FTI-M
Table 1. 1 hour curing time adhesive			
Acetone	Complete Slip	Dissolved	Dissolved
Augas 100 LL	Complete Slip	No Effect	Partly Dissolved
Denatured Spirits - Ethanol , butanon	Partly Slip	No Effect	No Effect
Demineralised Water	No Effect	No Effect	No Effect
Glycol Propylen - Deicing	No Effect	No Effect	No Effect
Glycol Ethylen - Deicing	No Effect	No Effect	No Effect
Hexane	Complete Slip	No Effect	No Effect
Hydraulic Oil	No Effect	No Effect	No Effect
IRM 902	No Effect	No Effect	No Effect
IRM 903	No Effect	No Effect	No Effect
Isopropyl Alcohol	Partly Slip	No Effect	No Effect
Jet A-1	Complete Slip	No Effect	No Effect
Kerosene	No Effect	No Effect	No Effect
Motoroil - SAE30	No Effect	No Effect	No Effect
MEK - Ethyl Methyl Ketone	Complete Slip	Dissolved	Dissolved
Sodium Hydroxide 7%	No Effect	No Effect	No Effect
Propanol	Partly Slip	No Effect	No Effect
Petroleum Benzin	Complete Slip	No Effect	Partly Dissolved
Pentosin FFL-4 Clutch Transmission Oil	No Effect	No Effect	No Effect
Petroleum	Partly Slip	No Effect	No Effect

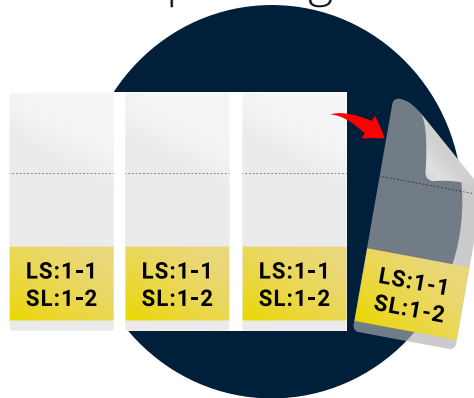


Table 1 continued.. Immersion test report results

Chemical Reagent	Visual Observation		
	Substrate / Adhesive	Thermal Transfer Printed Legend / Ribbon FTI-Y	Thermal Transfer Printed Legend / Ribbon FTI-M
Cleaning Gasoline – Heptane - Hexane	Complete Slip	Dissolved	Partly Dissolved
Hydrochloric 7%	No Effect	No Effect	No Effect
Skydrol	Partly Slip	No Effect	No Effect
Toluene	Complete Slip	Dissolved	Dissolved
Universal Cleaner for Plastics KH541-3	Complete Slip	No Effect	Partly Dissolved
Universal Cleaner Orange	No Effect	No Effect	No Effect

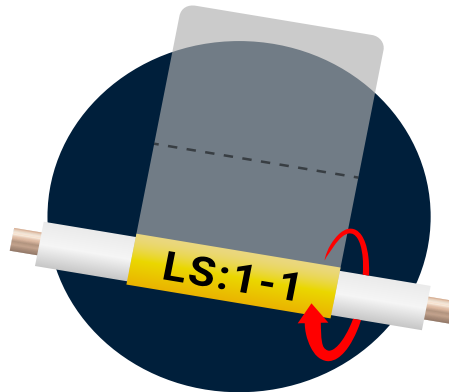
# Assembly Instructions after printing

## 1 - TAKE THE PRINTED MARKER OF THE LINER



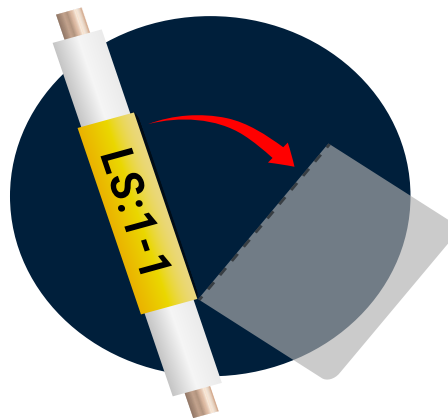
## 2 - WRAP AROUND THE CABLE

- Use the adhesive area in end of marker to adhere to the adhesive area over the print area



## 3 - TEAR OFF EXCESS PART

- Tear off the excess part



## 4 - POSITION THE MARKER

- Position the marker by moving it along the cable and turn to desired view of the printed text

